


Radiator lockshield valves type 454Q



- Fixed, calibrated measuring unit for accurate adjustment of the radiator
- Individual radiators can be drained without the system having to be shut off
- Lightning-fast hydraulic balancing with series HMG measuring instruments



Application For measuring the volume flow directly at the screw fitting, e.g. with the measuring instruments HMG 01/10/100 for hydraulic balancing. Suitable for small and medium water volumes. For installation in single-pipe and dual-pipe heating systems. Adjustments are made e.g. via the adjustable thermostat valve Vario in the flow.

Description Radiator lockshield valve with measuring function type 454Q with drain and adjustment function. Measurement via an integrated, fixed and calibrated measuring unit. With cap to protect against incorrect operation. The optional filling and draining unit FEV 03 with hose connection 1/2" can be used for easy and fast draining.

The radiator lockshield valve is a part of the product range for the triple-stage balancing system VarioQ which allows for optimisation of the heating pipe system by means of calculation, measurement and adjustment. The free VarioQCalc software automatically determines the optimum water volume and selects the required lockshield valves. This information is transferred to the HMG 10 or HMG 100 measuring instrument via USB data cable. The measuring instrument measures the flow rate in litres per hour. Even minimum flow rates can be set with this system.

Technical specifications

System connection

See ordering table

Nominal pressure

Max. 10 bar

Nominal diameter

DN 10, DN 15

Operating temperature range

Medium: $T_{max} = 120 \text{ }^{\circ}\text{C}$

Housing

Gunmetal, nickel-plated



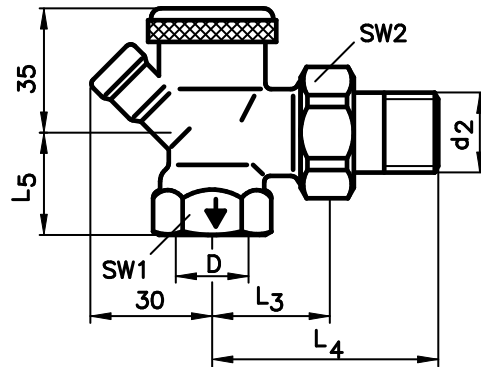
Please use valve body to adjust the water volume.

See page 243 for prices.

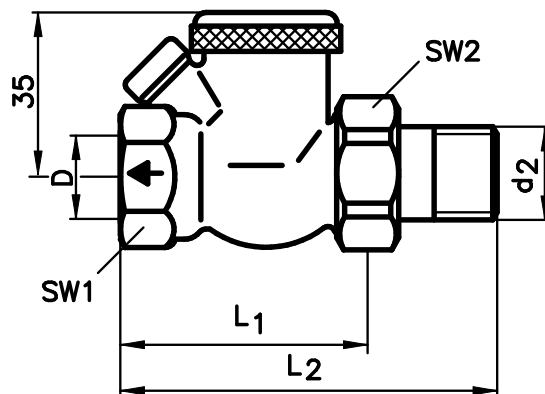
Radiator lockshield valves type 454Q

Types and dimensions (mm) as per DIN 3842

Type 454Q S, M – angled









Type 454Q S, M – straight



Dimensions (mm)

DN	D	d2	Spanner size SW1	Spanner size SW2	L1 ±2	L2 ±2	L3 ±1	L4 ±1.5	L5 ±1.5
10	Rp $\frac{3}{8}$	R $\frac{3}{8}$	22	27	49	75	26	52	22
15	Rp $\frac{1}{2}$	R $\frac{1}{2}$	27	30	51	80	29	58	26



Radiator lockshield valves type 454Q

DG: V, PG: 2	Version	Nominal diameter	Connection	Flow coefficient NS* (m ³ /h)			Part no.	Price €
454Q S for small water volumes, measuring range 20–400 l/h								
	Angled	DN 10	Rp $\frac{3}{8}$ x R $\frac{3}{8}$	0.38	1	-	479 011	
		DN 15	Rp $\frac{1}{2}$ x R $\frac{1}{2}$	0.38	1	40	479 021	
	Straight	DN 10	Rp $\frac{3}{8}$ x R $\frac{3}{8}$	0.38	1	-	479 061	
		DN 15	Rp $\frac{1}{2}$ x R $\frac{1}{2}$	0.38	1	40	479 071	
454Q M for medium water volumes, measuring range 20–400 l/h								
	Angled	DN 10	Rp $\frac{3}{8}$ x R $\frac{3}{8}$	1.04	1	-	479 012	
		DN 15	Rp $\frac{1}{2}$ x R $\frac{1}{2}$	1.04	1	40	479 022	
	Straight	DN 10	Rp $\frac{3}{8}$ x R $\frac{3}{8}$	1.04	1	-	479 062	
		DN 15	Rp $\frac{1}{2}$ x R $\frac{1}{2}$	1.04	1	40	479 072	

* The flow coefficient corresponds to the water flow in m³/h through the valve at a given valve stroke (proportional offset, e.g. 1 K or 2 K) and a differential pressure of 1 bar. The flow coefficient NS is the flow coefficient of the valve at nominal stroke (100 % open).

8

Accessories for radiator lockshield valves type 454Q

DG: V	Version			Part no.	Price €
	Filling and draining unit FEV 03 For type 454Q S and M as well as VarioQ-Kombi	1	-	422 520.810	