


Industrial thermometers



- Extremely robust due to full metal housing
- Vibration-resistant glass thermometers
- Stem: Stainless steel version possible
- Excellent readability due to blue thermometer filling



Application Heating, industry, mechanical engineering.

Technical specifications

Nominal size

110 x 30 – 150 x 36 – 200 x 36

Upper part

Aluminium, V-shaped, polished, anodised brass-coloured. Numbers of the measuring range on the right scale side below the anodised layer, printed, black. Adjustable with the help of a brass nut (spanner size SW 22) so it can be read from any view.

Glass insert (capillary)

Prismatic capillary, completely made of glass, Ø 6 mm. Graduation marks of the capillary burnt in, black, completely resistant. Main graduation marks corresponding to the numbers printed on the housing are especially bold and easy to read.

Thermometer filling

Standard version: Blue liquid indicating from -60 with the help to +200 °C.

Stem

Brass, Ø 10 mm, with fixed thread G½B. Stainless steel version on request.

Accuracy

DIN 16195

Ranges °C

-30/+50, 0/60, 0/100, 0/120, 0/160

Mounting position

Straight

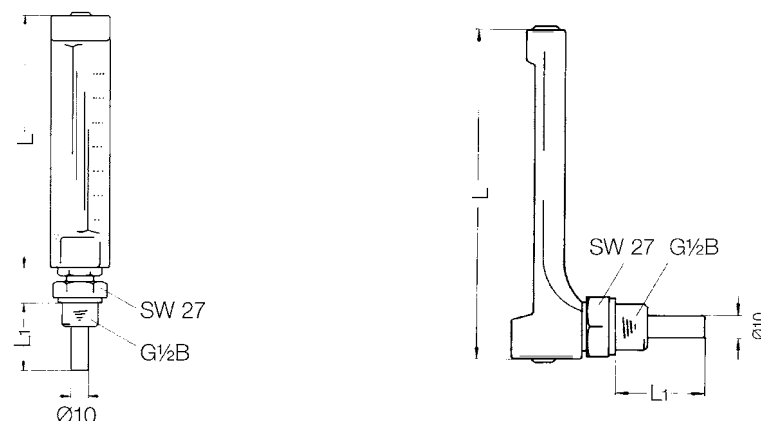
Angled 90°

Angled 135°

Stem lengths (mm)

40, 63, 100, 160

Housing types and dimensions (mm)



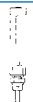

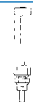



Options

- Other ranges
- Other stem lengths
- Other stem materials
- Other connection threads
- Upper part anodised aluminium-coloured
- Upper part made of plastic
- Thermowells

Type	L	L1
VMTh 110	110	40
VMTh 150	150	63
VMTh 200	200	100
		160

Industrial thermometers

DG: H, PG: 2

Type	VMTh 110	VMTh 110	VMTh 150	VMTh 150	VMTh 200	VMTh 200
Version						
Nominal size	110 x 30	110 x 30	150 x 36	150 x 36	200 x 36	200 x 36
DIN	16181	16182	16185	16186	16189	16190
Mounting position	Straight	Angled 90° ¹⁾	Straight	Angled 90° ¹⁾	Straight	Angled 90° ¹⁾
Housing	Aluminium, anodised brass-coloured					
Stem	Brass, Ø 10 mm					
Connection	Version B with screw-in socket G½B, brass ²⁾					
Accuracy	As per DIN 16195					
Range	-30/+50 °C	-30/+50 °C	-30/+50 °C	-30/+50 °C	-30/+50 °C	-30/+50 °C
Stem length	Price € Part no.	Price € Part no.	Price € Part no.	Price € Part no.	Price € Part no.	Price € Part no.
40 mm	64101	64120	64136	64150	---	---
63 mm	64102	64121	64137	64151	64165	64181
100 mm	64103	64122	64138	64152	64166	64182
160 mm	64104	64123	64139	64153	64167	64183
Range	0/60 °C	0/60 °C	0/60 °C	0/60 °C	0/60 °C	0/60 °C
Stem length	Price € Part no.	Price € Part no.	Price € Part no.	Price € Part no.	Price € Part no.	Price € Part no.
40 mm	64106	64124	64140	64154	---	---
63 mm	64107	64125	64141	64155	64169	64185
100 mm	64108	64126	64142	64156	64170	64186
160 mm	64109	64127	64143	64157	64171	64187
Range	0/100 °C	0/100 °C	0/100 °C	0/100 °C	0/100 °C	0/100 °C
Stem length	Price € Part no.	Price € Part no.	Price € Part no.	Price € Part no.	Price € Part no.	Price € Part no.
40 mm	---	---	64330	64335	---	---
63 mm	---	---	64331	64336	---	---
100 mm	---	---	64332	64337	---	---
160 mm	---	---	64333	64338	---	---
Range	0/120 °C	0/120 °C	0/120 °C	0/120 °C	0/120 °C	0/120 °C
Stem length	Price € Part no.	Price € Part no.	Price € Part no.	Price € Part no.	Price € Part no.	Price € Part no.
40 mm	64111	64128	64100	64110	---	---
63 mm	64112	64129	64105	64115	64173	64189
100 mm	64113	64130	64144	64158	64174	64190
160 mm	64114	64131	64145	64159	64175	64191
Range	0/160 °C	0/160 °C	0/160 °C	0/160 °C	0/160 °C	0/160 °C
Stem length	Price € Part no.	Price € Part no.	Price € Part no.	Price € Part no.	Price € Part no.	Price € Part no.
40 mm	64116	64132	64146	64160	---	---
63 mm	64117	64133	64147	64161	64177	64193
100 mm	64118	64134	64148	64162	64178	64194
160 mm	64119	64135	64149	64163	64179	64195

¹⁾ Version with mounting position 135° on request. ²⁾ Extra charge for stainless steel screw-in socket: 30.90 €. Minimum order quantity for non-stock items = 10 pieces

Blue part no. = in-stock items